





Mountain Biking is a potentially dangerous sport and the user of this map agrees to use this map at his or her own risk. This map does not attempt to distinguish between public or private property or imply access to the trails, the user therefore accepts all responsibility in this regard. This map may not be completely accurate nor does it guarantee the trails are passable. Due to the nature of mountain bike trails a trail may change dramatically so caution is advised before doing any man made or natural stunts.

Legend

- Double Track 
- Single Track 
- Gravel Road 
- Paved Road 
- Creek 